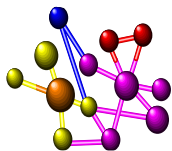


SEALANT PROJECT GUIDE

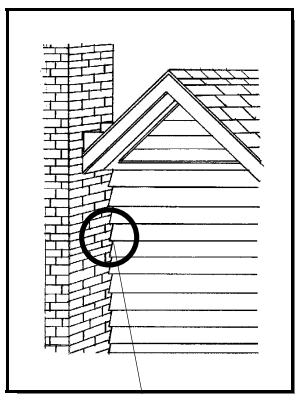


Which product to use?

Good: ☆☆

Better: ☆☆☆

Best: ☆☆☆☆



Seal between the chimney and the siding.

CHIMNEY TO WOOD, METAL, VINYL SIDING

KEY ISSUES:

- Accommodating differing rates of expansion / contraction between materials, matching the siding color.

PRODUCTS:

- ☆☆☆☆: Pro Flex® (gaps to 1/2" wide). Stretches to 800% , sticks to all common siding materials, paintable, solvent cleanup.
- ☆☆☆: Water Shield® (gaps to 1" wide). Sticks to all siding materials, remains flexible, paintable and stainable, solvent cleanup.

PROJECT TIPS:

- APPLICATION: Remove loose dirt.
 - Gaps or joints over 1/2": Fill to 1/4" depth w/ backer rod.
 - Gaps or joints under 1/4": Use bond breaker tape to prevent 3-point contact.
- SAFETY: Set ladder base out from the wall 1/4 its height.
- YIELD: 13 lin. ft. @ 3/8" x 3/8" bead.
- ACCESSORIES: Caulking gun, ladder, backer rod.

BRICK VENEER TO WOOD, METAL, VINYL TRIM

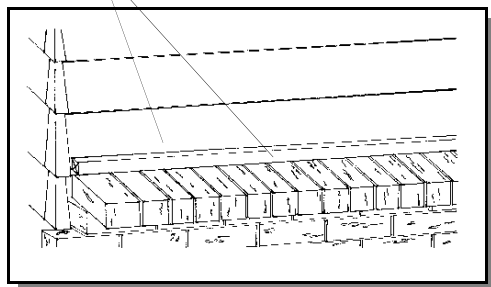
KEY ISSUES:

- Matching the siding color, resistance to direct sunlight.

PRODUCTS:

- ☆☆☆☆ Pro Flex® (gaps to 1/2" wide). Better resistance to sunlight than silicones, long-term flexibility, paintable, solvent cleanup.
- ☆☆☆: Stain Match®. (gaps to 3/4" wide). Matches Olympic® solid stains, soap and water cleanup.

Seal both the top and bottom of the trim between the brick and the siding.



PROJECT TIPS:

- APPLICATION: Remove loose dirt before applying.
- YIELD: 13 lin. ft. @ 3/8" x 3/8" bead.
- ACCESSORIES: Caulking gun, lacquer thinner.


CONCRETE STEPS, PORCH TO SIDING

KEY ISSUE:

- Accommodating settling and / or movement of concrete slab.

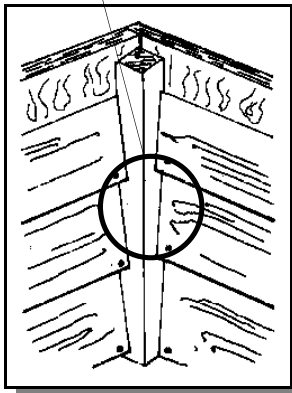
PRODUCTS:

- ★★★★★: Pro Flex® (gaps to 1/2" wide). Stretches 800%, sticks to any siding material, paintable, crystal clear available, solvent cleanup.
- ★★★: Water Shield® (gaps to 1" wide). Sticks to nearly any siding material, retains long-term flexibility, paintable and stainable, solvent cleanup.



Seal the gap between the step and the siding, and where the step meets the door sill.

Seal where the siding butts into the corner trim.



- ★★: Stain Match® (gaps to 3/4" wide). Easy to use, matches Olympic® stains, water cleanup. NOTE: Polyurethane sealants are also good for this application.

PROJECT TIPS:

- APPLICATION: Remove loose dirt. Fill joints deeper than 1/2" with backer rod to 3/8" depth.
- YIELD: 13 lin. ft. @ 3/8" x 3/8" bead.
- ACCESSORIES: Caulking gun, ladder, backer rod, bond breaker tape.

WOOD TRIM TO WOOD SIDING

KEY ISSUES:

- Matching siding and / or trim color(s), long-term durability.

PRODUCTS:

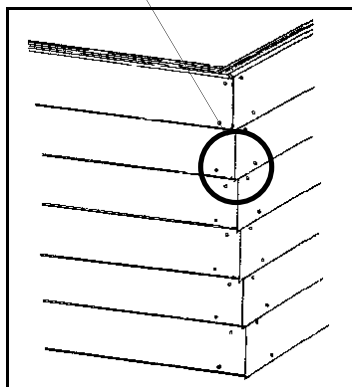
- ★★★★★: Pro Flex® (gaps to 1/2"). 50-year service life, excellent resistance to ultraviolet light, paintable, solvent cleanup.
- ★★★: Stain Match® (gaps to 3/4" wide). 30-year service life, matches Olympic® solid stains, soap and water cleanup.
- ★★: Water Shield® (gaps to 1" wide). 30-year service life, won't stain wood, paintable and stainable, solvent cleanup.

PROJECT TIPS:

- APPLICATION: Remove loose dirt. Push (don't pull) caulking gun. Fill joints deeper than 1/2" with backer rod to 3/8" depth.
- YIELD: 13 linear feet lin. ft. @ 3/8" x 3/8" bead.
- ACCESSORIES: Caulking gun, ladder.

END JOINTS IN WOOD SIDING, TRIM

Seal where the ends of siding or exterior trim boards meet.



KEY ISSUES:

- Long-term flexibility to accommodate movement of wood, matching stain or paint color.

PRODUCTS:

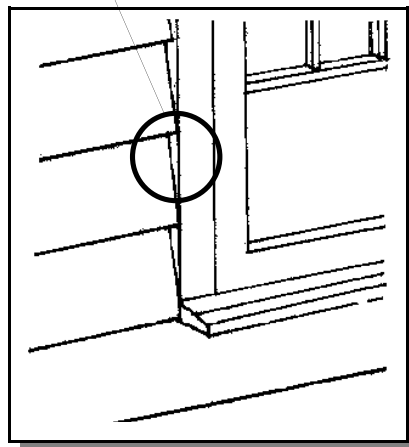
- ★★★★★: Pro Flex® 50-year service life, excellent resistance to ultraviolet light, paintable, solvent cleanup.
- ★★★: Stain Match®. 30-year service life, matches Olympic® solid color stains, soap and water cleanup.
- ★★: Water Shield®. 30-year service life, non-staining, paintable / stainable, solvent cleanup.

PROJECT TIPS:

- APPLICATION: Seal joints thoroughly before nailing, then wipe off excess sealant.
- YIELD: 26 lin. ft. @ 1/4" x 1/4" bead.
- ACCESSORIES: Caulking gun, ladder, lacquer thinner.

DOOR / WINDOW TRIM TO SIDING

Seal where the siding butts against the window trim.



KEY ISSUES:

- Matching siding and / or trim color(s), long-term durability.

PRODUCTS:

- ★★★★★: Surethane®. 50-year service life, exceptional toughness and durability, excellent resistance to ultraviolet light, paintable, solvent cleanup.
- ★★★: Pro Flex®. 50-year service life, excellent resistance to ultraviolet light, paintable, solvent cleanup.

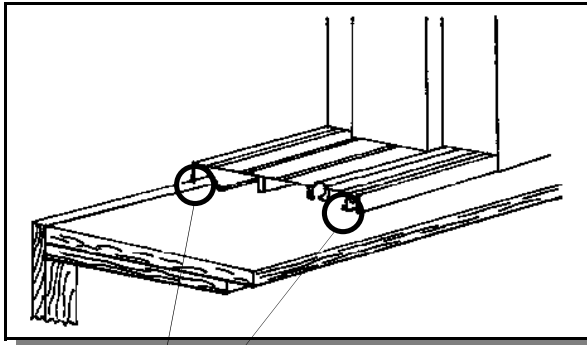
PROJECT TIPS:

- APPLICATION: Remove loose dirt before applying. Push (don't pull) the caulking gun, to drive caulk down into the joint.
- YIELD: 13 lin. ft. @ 3/8" x 3/8" bead.
- ACCESSORIES: Caulking gun, ladder, lacquer thinner.

DOOR SILL / THRESHOLD TO FLOOR

KEY ISSUES:

- Preventing air infiltration, getting a flexible seal that won't harden and crack.



Run beads of sealant under the threshold. Some thresholds have built-in channels for sealant.

PRODUCTS:

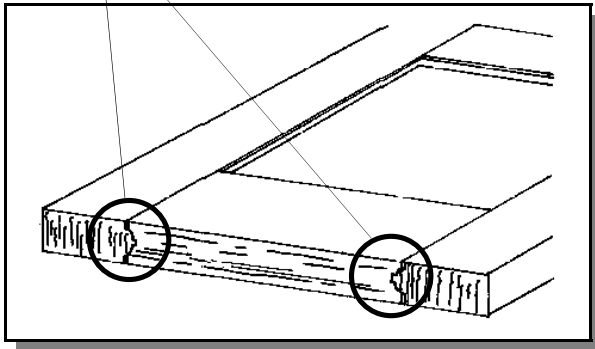
- ★★★★★: Pro Flex®. 50-year service life, excellent long-term flexibility, good adhesion, solvent cleanup.
- ★★★: Water Shield®. 30-year-plus service life, good flexibility, excellent adhesion, solvent cleanup.
- ★★: DuraSeal™. 25-year service life, excellent adhesion, water cleanup.

PROJECT TIPS:

- APPLICATION: Remove loose dirt before applying. Wipe excess sealant off after sill / threshold is in place.
- YIELD: 13 lin. ft. @ 3/8" x 3/8" bead.
- ACCESSORIES: Caulking gun, lacquer thinner.

TOPS AND BOTTOMS OF WOOD DOORS

Seal the joints between the stiles and rail on each end. Be careful not to get sealant on the face of the door.



KEY ISSUE:

- Getting a thorough seal to prevent moisture penetration into the door.

PRODUCTS:

- ★★★★★: Pro Flex® Multipurpose Brushable Sealant. A brushable, elastic, rubber-like sealant. Solvent cleanup.

- ★★★: Water Shield® Brushable. Paintable, stainable sealant. Solvent cleanup.

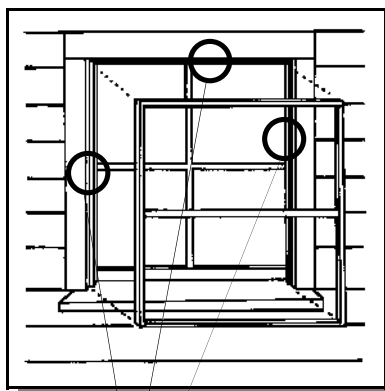
PROJECT TIPS:

- APPLICATION: Brush sealant onto ends of door. Be careful not to get sealant on the face of the door.
- ACCESSORIES: Brush, lacquer thinner.

STORM WINDOWS TO WOOD WINDOW TRIM

KEY ISSUES:

- Resistance to sunlight, durability, and matching the trim color.



Seal the top and sides where the storm window fits into the frame, but don't seal the bottom.


PRODUCTS:

- ★★★★★: Surethane®. 50-year service life, exceptional toughness and durability, excellent resistance to ultraviolet light, paintable, solvent cleanup.
- ★★★: Pro Flex®. 50-year service life, excellent resistance to sunlight, paintable, solvent cleanup.
- ★★: Water Shield®. 30-year-plus service life, won't stain wood, paintable and stainable, solvent cleanup.

PROJECT TIPS:

- APPLICATION: Remove loose dirt. Do not caulk the bottom edge of the storm window, to avoid plugging weep holes.
- SAFETY: When working on a ladder, never lean so your shoulders extend beyond the ladder uprights.
- YIELD: 26 lin. ft. @ 1/4" x 1/4" bead.
- ACCESSORIES: Caulking gun, ladder, lacquer thinner.

Seal around electrical outlets and pipe penetrations. Use expanding foam if the gap is wider than 1/2".



KEY ISSUES:

- Sealing large / irregular gaps and accommodating different expansion / contraction rates of materials.

PRODUCTS (GAPS UP TO 1/2" WIDE):

- ★★★★★: ProFlex®. Long-term flexibility, sticks to any material, paintable, solvent cleanup.
- ★★★: Water Shield®. Sticks to nearly any siding material, paintable / stainable, solvent cleanup.

PRODUCT (GAPS TO 3/4" WIDE):

- ★★★★★: Surethane®. 50-year service life, exceptional toughness and durability, excellent resistance to ultraviolet light, paintable, solvent cleanup.

SELLING SEALANTS EFFECTIVELY

PRODUCT (GAPS WIDER THAN 3/4"):

- ★★★★★: Expanding Foam Sealant. Expands 2-1/2 to 3 times; R-4.5 per inch. Must be painted for outdoor use.

PROJECT TIPS:

- SEALANT: Remove dirt. Fill joints over 1/2" deep w/ backer rod to 3/8" depth.
- EXPANDING FOAM: Use in well-ventilated area; clean up with acetone.
- YIELD: Sealant – 13 lin. ft. @ 1/2" x 1/4" bead. Foam – .33 cu. ft. / 12 oz. can.
- ACCESSORIES: Caulking gun, backer rod, paint.

CHIMNEY FLASHING TO CHIMNEY

KEY ISSUES:

- Adhesion, durability.


GUN-GRADE PRODUCTS:

- ★★★★★: ProFlex®. 50-year service life, exceptional flexibility, excellent resistance to sunlight.

- ★★★: DuraSeal™. Excellent adhesion to all materials, water cleanup.

NOTE: Asphaltic sealants may also work.

Seal where the flashing fits into the chimney mortar.



BRUSHABLE PRODUCT:

- ★★★★★: Pro Flex® Multipurpose Brushable Sealant / Roof Seal. A brushable, elastic, rubber-like sealant. Solvent cleanup.

PROJECT TIPS:

- APPLICATION: Remove loose dirt.
- SAFETY: Work on the roof only in dry, calm weather. Be alert for loose or slippery roofing materials. Stay away from power lines.
- YIELD: Gun grade: 26 lin. ft. @ 1/4" x 1/4" bead. Brushable: 25 - 50 sq. ft. / gal. on masonry; 50 - 100 sq. ft. on metal.
- ACCESSORIES: Caulking gun or brush, lacquer thinner, ladder.

SEALING CHIMNEY CROWNS


KEY ISSUES:

- Resistance to sunlight, durability in an inaccessible location.

Seal between the crown and the flue with gun grade sealant. Use brushable sealant on the crown.

PRODUCTS:

- ★★★★★: ProFlex® Multipurpose Brushable Sealant / Roof Seal. Excellent resistance to sunlight, sticks to damp, oily, or dirty surfaces, paintable.
- ★★: Water Shield® Brushable (if appearance not critical). Flexible, sticks to damp, oily, or dirty surfaces, paintable.



PROJECT TIPS:

- APPLICATION: Remove loose dirt before applying. Apply in maximum 1/16" thick coats, with a chip brush, trowel, or putty knife, tooling the sealant into cracks. Allow 24 hours drying time between coats.
- SAFETY: Wear loose clothing and rubber-soled shoes when working on the roof. Be alert for loose or slippery roofing materials.
- YIELD: 26 lin. ft. @ 1/4" x 1/4" bead. Brushable: 25 - 50 sq. ft. / gal. on masonry; 50 - 100 sq. ft. on metal.

- ACCESSORIES: Brush, ladder, lacquer thinner.

VENT PIPE TO COLLAR

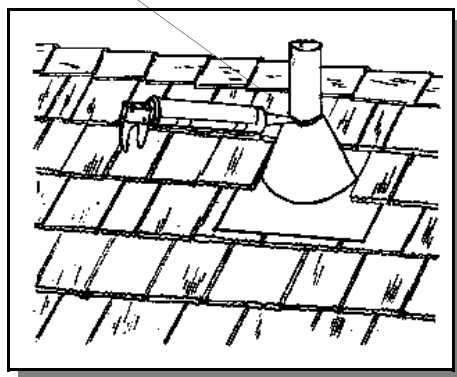
KEY ISSUES:

- Resistance to intense direct sunlight, durability, and resistance to heat.

Seal the gap between the vent pipe and a metal collar. Do not seal self-sealing rubber collars.

PRODUCTS:

- ★★★★★: ProFlex®. 50-year service life, excellent resistance to ultraviolet light.
- ★★: DuraSeal™. 25-year service life, excellent adhesion.



PROJECT TIPS:

- APPLICATION: Remove loose dirt before applying.
- SAFETY: Work on the roof only in dry, calm weather. Wear loose clothing and rubber-soled shoes. Be alert for loose or slippery roofing materials.
- YIELD: 26 lin. ft. @ 1/4" x 1/4" bead.
- ACCESSORIES: Caulking gun, ladder, lacquer thinner.

SKYLIGHT TO WOOD CURB

KEY ISSUES:

- Resistance to intense direct sunlight and / or heat, durability, and avoiding direct contact between polycarbonate and solvent-based sealants

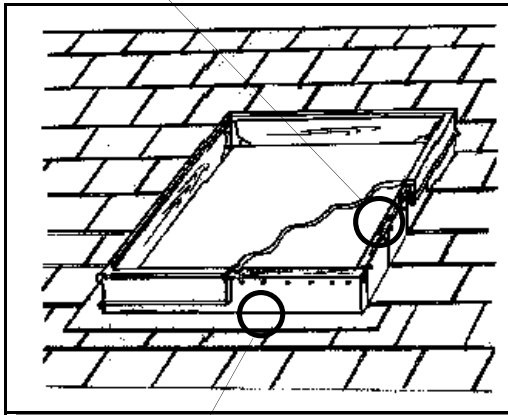
PRODUCTS:

- ★★★★★: ProFlex®. 50-year service life, excellent resistance to ultraviolet light. NOTE: Use Pro Flex® Multipurpose Brushable Sealant if brushable sealant is needed.
- ★★: Surethane®. 50-year service life, exceptional toughness and durability, excellent resistance to ultraviolet light, paintable, solvent cleanup.

PROJECT TIPS:

- APPLICATION: Remove dust and dirt. If using DuraSeal or Professional 920, surfaces must be dry.

Run a bead of sealant around the top of the curb before setting the skylight.



Apply a bead of sealant to the roof sheathing before setting the wood curb.

- SAFETY: Be alert for loose or slippery roofing materials. Watch for power lines.
- YIELD: 26 lin. ft. @ 1/4" x 1/4" bead.
- ACCESSORIES: Caulking gun, ladder, lacquer thinner.

SKYLIGHT FRAME TO ROOF SHEATHING

KEY ISSUE:

- Durability in an inaccessible location, preventing air infiltration.

PRODUCTS:

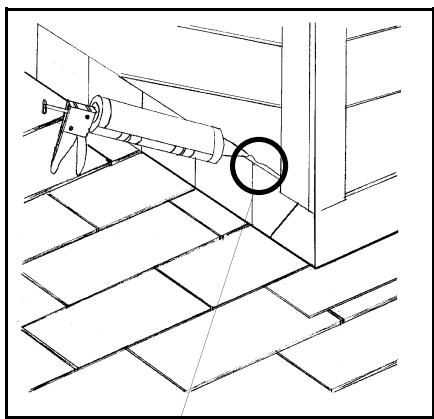
- ★★★★★: ProFlex®. 50-year service life, excellent long-term flexibility, solvent cleanup.
- ★★★★★: Professional 920™. 25-year service life, soap and water cleanup.

PROJECT TIPS:

- APPLICATION: Remove dust and dirt. If using DuraSeal or Professional 920, all surfaces should be dry.
- SAFETY: Wear loose clothing and rubber-soled shoes. Be alert for loose or slippery roofing materials.

- YIELD: 26 lin. ft. @ 1/4" x 1/4" bead.
- ACCESSORIES: Caulking gun, ladder.

DORMER SIDING TO STEP FLASHING



Seal where the siding meets the flashing.

KEY ISSUES:

- Accommodating differing rates of expansion / contraction between materials, matching the siding color.

PRODUCTS:

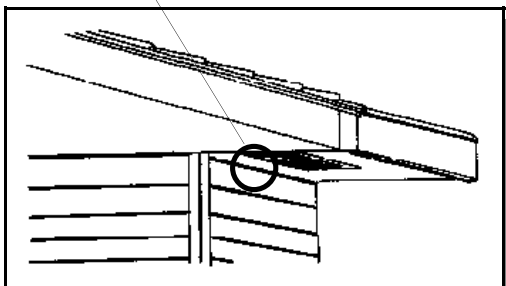
- ★★★★★: Pro Flex®. 50-year service life, excellent sunlight resistance, solvent cleanup.
- ★★: Stain Match™ (wood siding). 30-year service life, matches Olympic® solid stains, paintable / stainable, water cleanup.

PROJECT TIPS:

- APPLICATION: Remove dirt. With Stain Match, surfaces must be dry.
- SAFETY: Work on the roof only in dry weather. Stay away from power lines.
- YIELD: 26 lin. ft. @ 1/4" x 1/4" bead.
- ACCESSORIES: Caulking gun, ladder, lacquer thinner.

SOFFIT TO SIDING

Seal where the siding meets the soffit at the top of the wall.



KEY ISSUES:

- Matching the siding color, long-term durability in an inaccessible location.

PRODUCTS:

- ★★★★★: Pro Flex®. Stretches 800% and recovers original shape, sticks to all siding materials, paintable.
- ★★: Water Shield®. Sticks to all siding materials, maintains long-term flexibility, paintable and stainable.
- ★★: Stain Match®. Sticks to all sidings, matches Olympic® stains.

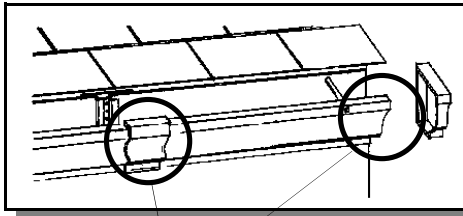
PROJECT TIPS:

- APPLICATION: Remove loose dirt before applying.
- SAFETY: When working on a ladder, never lean beyond the ladder uprights.

SELLING SEALANTS EFFECTIVELY

- YIELD: 26 lin. ft. @ 1/4" x 1/4" bead.
- ACCESSORIES: Caulking gun, ladder, lacquer thinner.

GUTTER FITTINGS



Seal gutter fittings wherever they are joined.

KEY ISSUES:

- Resistance to sunlight, adhesion to a wet surface, and durability in an inaccessible location.


PRODUCTS:

- ★★★★★: Pro Flex® Gutter and Lap Seal. 50-year service life, excellent sunlight resistance, sticks to metal or plastic, paintable, solvent cleanup.
- ★★: Water Shield®. 30-year service life, sticks to metal or plastic, flexible, paintable, solvent cleanup. NOTE: Use Pro Flex® Multi-purpose Brushable Sealer to seal gutter surfaces.

PROJECT TIPS:

- APPLICATION: Remove loose dirt before applying.
- SAFETY: Never extend your shoulders beyond the ladder uprights.
- YIELD: 26 lin. ft. @ 1/4" x 1/4" bead.
- ACCESSORIES: Caulking gun, ladder, lacquer thinner.

Apply burshable sealant in thin coats to seal minor roof leaks.



SEALING ROOF LEAKS

KEY ISSUES:

- Getting a reliable seal, accommodating movement of roof materials, and resistance to mildew, ultraviolet light

PRODUCTS:

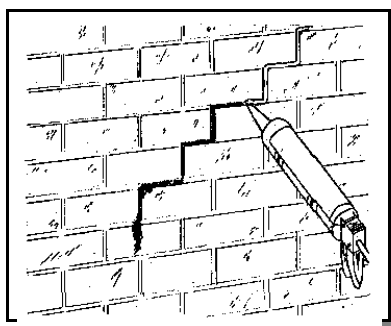
- ★★★★★: ProFlex® Multi-purpose Brushable Sealer. May be applied to any roof material, including composition shingles, over wet surfaces, mildew-proof.
- ★★: Water Shield® Brushable Elastomeric Sealant. Wood or metal only. May be applied through standing water.

PROJECT TIPS:

- APPLICATION: Brush or trowel on in max. 1/16" thick coats, tooling sealant into cracks. Allow 24 hours drying time between coats.
- SAFETY: Wear loose clothing and rubber-soled shoes. Be alert for loose or slippery roofing materials.
- YIELD: 25 - 50 sq. ft. / gal. (wood or composition), 50 - 100 sq. ft. / gal. (metal).

- ACCESSORIES: Brush, ladder, lacquer thinner.

CRACKS IN CONCRETE, BRICK, OR BLOCK



KEY ISSUE:

- Flexibility to accommodate long-term movement.

PRODUCTS (CRACKS TO 1/2" WIDE):

- ★★★★★: Pro Flex®. Long-term flexibility, excellent adhesion to damp surfaces, paintable or crystal clear, solvent cleanup.
- ★★★: Water Shield®. Excellent adhesion to damp surfaces, long-term flexibility, paintable, solvent cleanup.
- ★★: Mortar Seal. Flexible, stable, long-lasting, looks like mortar.

Seal cracks with gun grade sealant; work the sealant into the crack for best adhesion.

PRODUCTS (HAIRLINE CRACKS):

- Pro Flex® Multi-purpose Brushable Sealer. Penetrates and seals, may be applied to wet surfaces.

PROJECT TIPS:

- APPLICATION: Remove loose dirt before applying.
- YIELD: Cartridge: 26 lin. ft. @ 1/4" x 1/4" bead. Brushable: 25 - 50 sq. ft. / gal.
- ACCESSORIES: Caulking gun, brush, lacquer thinner.

CONCRETE CONTROL JOINTS

KEY ISSUES:

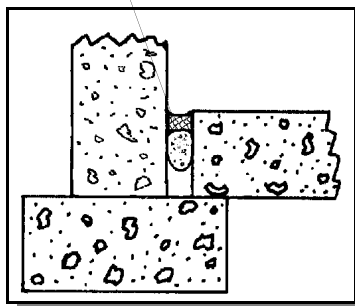
- Flexibility to accommodate slab movement, long-range durability, and durability on traffic-bearing surfaces

PRODUCTS:

- ★★★★★: Surethane®. 50-year service life, exceptional toughness and durability, excellent resistance to ultraviolet light, paintable, solvent cleanup.
- ★★: Mortar Seal. Durable, paintable, good adhesion.

PROJECT TIPS:

- APPLICATION: Remove loose material before applying. Fill joints deeper than 1/2" with backer rod to 1/4" depth



The sealant allows the concrete to expand and contract, and prevents uncontrolled cracking. If necessary, use backer rod in deep joints.

SELLING SEALANTS EFFECTIVELY

Brushable sealants may be used on wood decks, concrete slabs, metal gutters, or other exterior surfaces.

- YIELD: 13 lin. ft. @ 1/2" x 1/2"
- 1/4" bead; 9 lin. ft. @ 3/4" x 1/4" bead.
- ACCESSORIES: Caulking gun, backer rod, lacquer thinner.

EXTERIOR SURFACES

KEY ISSUES:

- Flexibility to accommodate expansion / contraction, resistance to mildew.

PRODUCTS:

- ★★★★★: ProFlex™ Multi-purpose Brushable Sealer. Excellent adhesion to all materials including asphalt, crystal clear, paintable.
- ★★: Water Shield® Brushable Elastomeric Sealant. Excellent adhesion to wood, metal, or masonry surfaces, may be applied in any weather, paintable.

- NOTE: Neither product is a penetrating sealant; they are film-forming sealants.

PROJECT TIPS:

- APPLICATION: Brush or trowel on in max. 1/16" thick coats, tooling sealant into cracks. Allow 24 hours drying time between coats.
- YIELD (sq. ft./gal.): 50 - 100 (metal), 50 - 70 (concrete, smooth wood), 25 - 50 (wood shingles)
- ACCESSORIES: Brush, lacquer thinner.

Seal where the countertop meets a wall or a vertical cabinet.

COUNTERTOP TO WALL

KEY ISSUES:

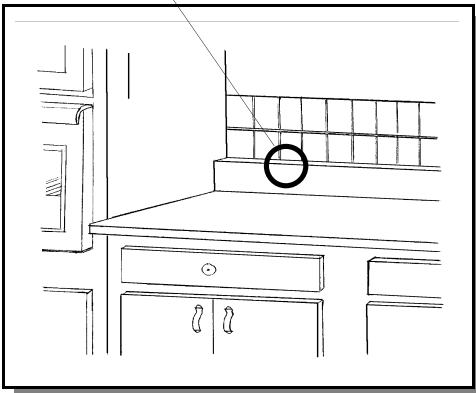

- Good adhesion, mildew resistant, long-range flexibility, easy application and cleanup on finish surfaces.

PRODUCTS:

- ★★★★★: DuraSeal™ Bath & Kitchen Adhesive Sealant. 25-year service life, sticks to damp surfaces, waterproof, mildew-resistant, paintable, water cleanup.
- ★★: Pro Flex®. 50-year service life, solvent cleanup, mildewproof.

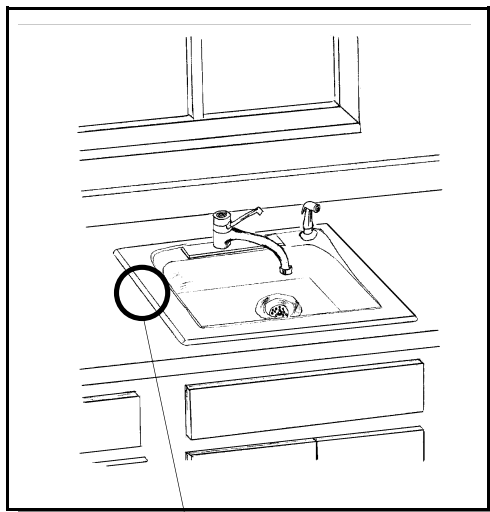
PROJECT TIPS:

- APPLICATION: Remove loose dirt before applying.



Push (don't pull) caulking gun for best penetration.

- YIELD: 26 lin. ft. @ 1/4" x 1/4" bead.
- ACCESSORIES: Caulking gun, Xylene (Pro Flex only).



Seal around the sink where it meets the countertop.

Push (don't pull) caulking gun for best penetration.

- YIELD: 26 lin. ft. @ 1/4" x 1/4" bead.
- ACCESSORIES: Caulking gun, Xylene (Pro Flex only).

COUNTERTOP TO SINK

KEY ISSUES:

- Good adhesion, mildew resistance, long-range flexibility, easy application and cleanup on finish surfaces.

PRODUCTS:


- ★★★★★: DuraSeal™ Bath & Kitchen Adhesive Sealant. 25-year service life, sticks to damp surfaces, waterproof, mildew-resistant, paintable, water cleanup.
- ★★: Pro Flex®. 50-year service life, solvent cleanup, mildewproof.

PROJECT TIPS:

- APPLICATION: Remove loose dirt before applying.

WALL-HUNG SINK TO WALL

Seal around a wall-hung sink where it comes into contact with the wall.



KEY ISSUES:

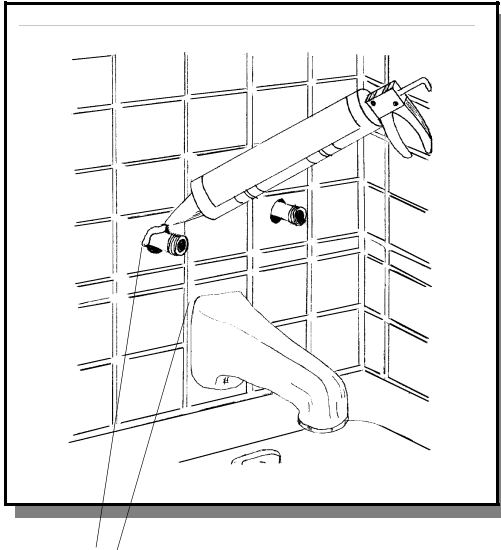
- Adhesion to various materials, mildew resistance, long-range flexibility, easy application and cleanup on finish surfaces.

PRODUCTS:

- ★★★★★: DuraSeal™ Bath & Kitchen Adhesive Sealant. 25-year service life, sticks to damp surfaces, waterproof, mildew-resistant, paintable, water cleanup.
- ★★: Pro Flex®. 50-year service life, excellent sunlight resistance, solvent cleanup.

PROJECT TIPS:

- APPLICATION: Remove loose dirt before applying. Push (don't pull) caulking gun for best penetration.
- YIELD: 26 lin. ft. @ 1/4" x 1/4" bead.
- ACCESSORIES: Caulking gun, Xylene (Pro Flex only).



Seal around pipe penetrations, including the tub spigot.

TUB & SHOWER PIPE PENETRATIONS

KEY ISSUES:

- Adhesion to various materials, permanent mildew resistance, long-range flexibility, easy application and cleanup on finish surfaces.

PRODUCTS:

- ★★★★★: DuraSeal™ Bath & Kitchen Adhesive Sealant. 25-year service life, sticks to damp surfaces, waterproof, mildew-resistant, paintable, water cleanup.
- ★★: Pro Flex®. 50-year service life, excellent sunlight resistance, solvent cleanup, mildewproof.

PROJECT TIPS:

- APPLICATION: Remove loose dirt before applying.

Push (don't pull) caulking gun for best penetration.

- YIELD: 13 lin. ft. @ 3/8" x 3/8" bead.
- ACCESSORIES: Caulking gun, Xylene (Pro Flex only).

TUB & SHOWER SURROUND TO TUB

KEY ISSUES:

- Adhesion to various materials, permanent mildew resistance, long-range flexibility, easy application and cleanup on finish surfaces.

Seal around the tub or shower pan after the surround is installed.

PRODUCTS:

- ★★★★★: DuraSeal™ Bath & Kitchen Adhesive Sealant. 25-year service life, sticks to damp surfaces, waterproof, mildew-resistant, paintable, water cleanup.

- ★★: Pro Flex®. 50-year service life, excellent sunlight resistance, solvent cleanup, mildewproof.

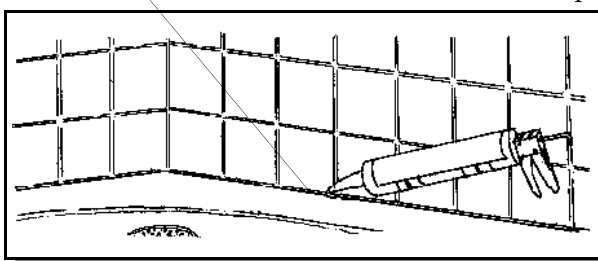
- CAUTION: Adhesive sealants such as DuraSeal are not to be used to adhere the tub surround to the wall.

PROJECT TIPS:

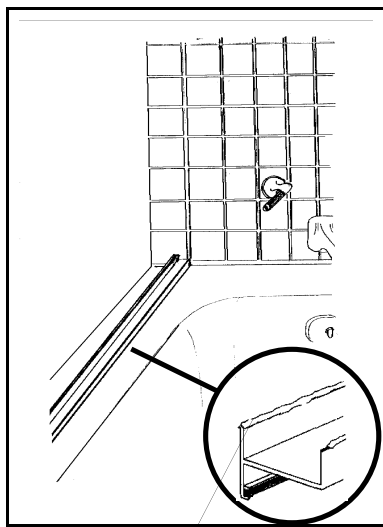
- APPLICATION: Remove loose dirt before applying.

Push (don't pull) caulking gun for best penetration.

- YIELD: 26 lin. ft. @ 1/4" x 1/4" bead.
- ACCESSORIES: Caulking gun, Xylene (Pro Flex only).



TUB OR SHOWER ENCLOSURE TO TUB



Run a bead of sealant along the underside of the tube enclosure drip channel before setting the channel in place.

KEY ISSUES:

- Adhesion to non-porous materials, permanent mildew resistance, long-range flexibility, easy application and cleanup on finish surfaces.

PRODUCTS:

- ★★★★★: DuraSeal™ Bath & Kitchen Adhesive Sealant. 25-year service life, sticks to damp surfaces, waterproof, mildew-resistant, paintable, water cleanup.
- ★★: Pro Flex®. 50-year service life, excellent sunlight resistance, solvent cleanup, mildewproof.

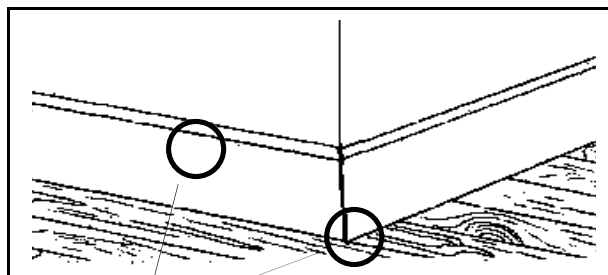
PROJECT TIPS:

- APPLICATION: Remove loose material before applying. Push (don't pull) caulking gun for best penetration.
- YIELD: 26 lin. ft. @ 1/4" x 1/4" bead.
- ACCESSORIES: Caulking gun, Xylene (Pro Flex only).

INTERIOR TRIM

KEY ISSUES:

- Concealing small gaps between trim and floor or wall surfaces, paint and stainability to match wood surfaces.



Seal the top of the baseboard and the wall to hide gaps, and end joints to conceal miter cuts.

caulking gun for best penetration.

- YIELD: 26 lin. ft. @ 1/4" x 1/4" bead.
- ACCESSORIES: Caulking gun.

PRODUCTS:

- ★★★★★: DuraSeal™ Adhesive Sealant. Excellent adhesion, paintable and stainable, water cleanup. Available in clear, white, or colors.

PROJECT TIPS:

- APPLICATION: Remove loose material before applying. Push (don't pull)

