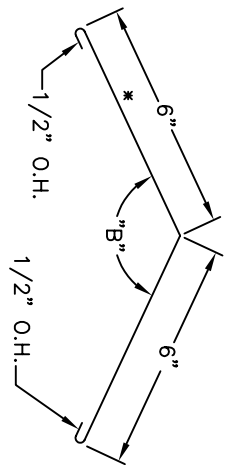
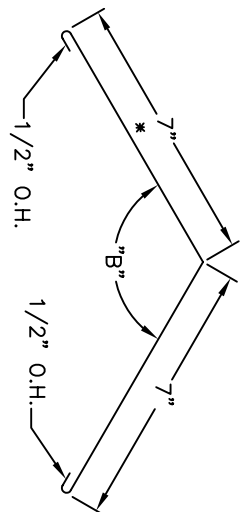


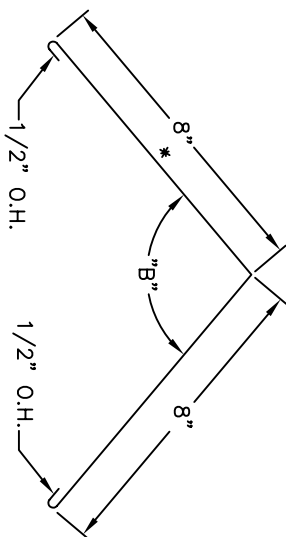
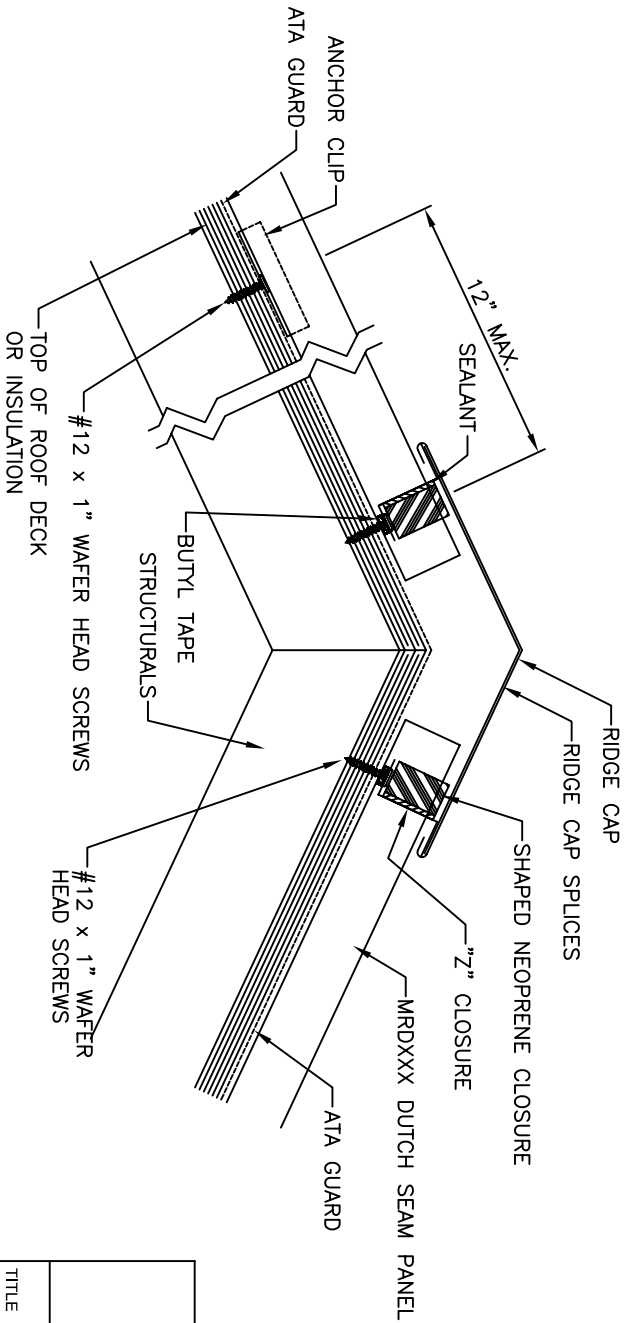
⑧ - MDA910 2" CLOSURE




⑪ - MDA301 RIDGE CAP
Roof slopes 3/12 to 6/12
Ridge splice to match ridge cap 6' long each, MDA311



⑪ - MDA302 RIDGE CAP
Roof slopes 6/12 to 9/12
Ridge splice to match ridge cap 6' long each, MDA312



⑪ - MDA303 RIDGE CAP
Roof slopes 9/12 to 12/12
Ridge splice to match ridge cap 6' long each, MDA313



ATAS INTERNATIONAL, INC.
Allentown PA
610-395-8445
Mesa AZ
480-558-7210

Rev. No.	Revision Date	Drawn By	Description of Revision
0	5-31-06	DAS	MRD Ridge - Ply

TITLE	DWG NO. / FILE NO.	MRD Ridge - Ply	SCALE	3"=1'-0"
BY	DRAWN	DAS	DATE	3-6-06
BY	DATE	3-6-06	APPR.	JEB
REVISION NO.	REVISION DATE	XXXXX	APPR.	XXXXX
			DATE	MM/DD/YY