

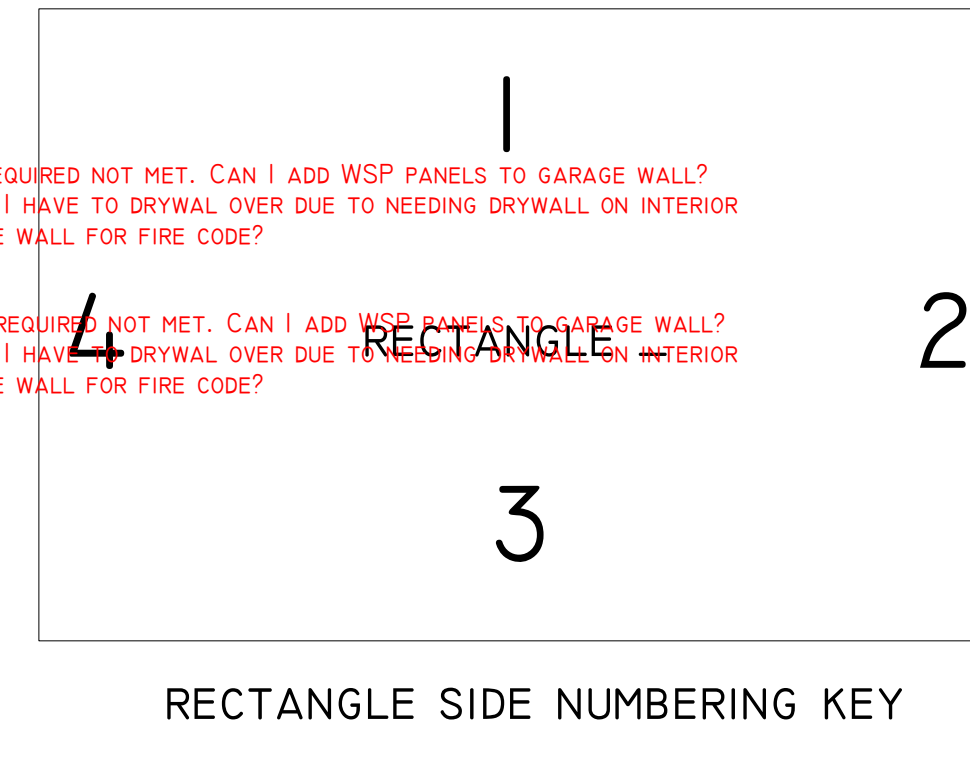
# BRACED WALL PLAN PER APA SR-102D

MINIMUM REQUIRED BRACING LENGTH ON EACH SIDE OF THE CIRCUMSCRIBED RECTANGLE (PER APA SR-102D TABLE 3)

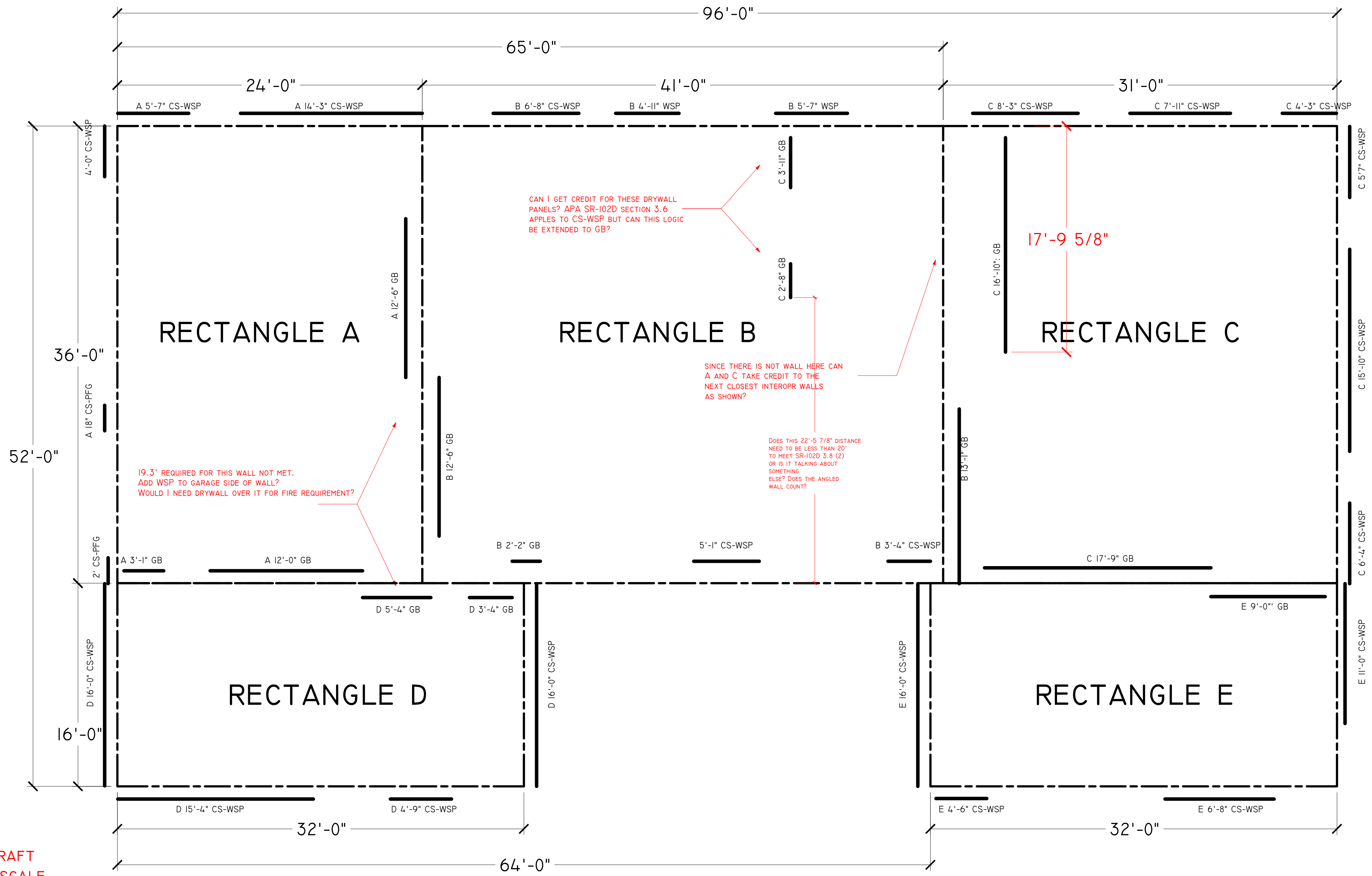
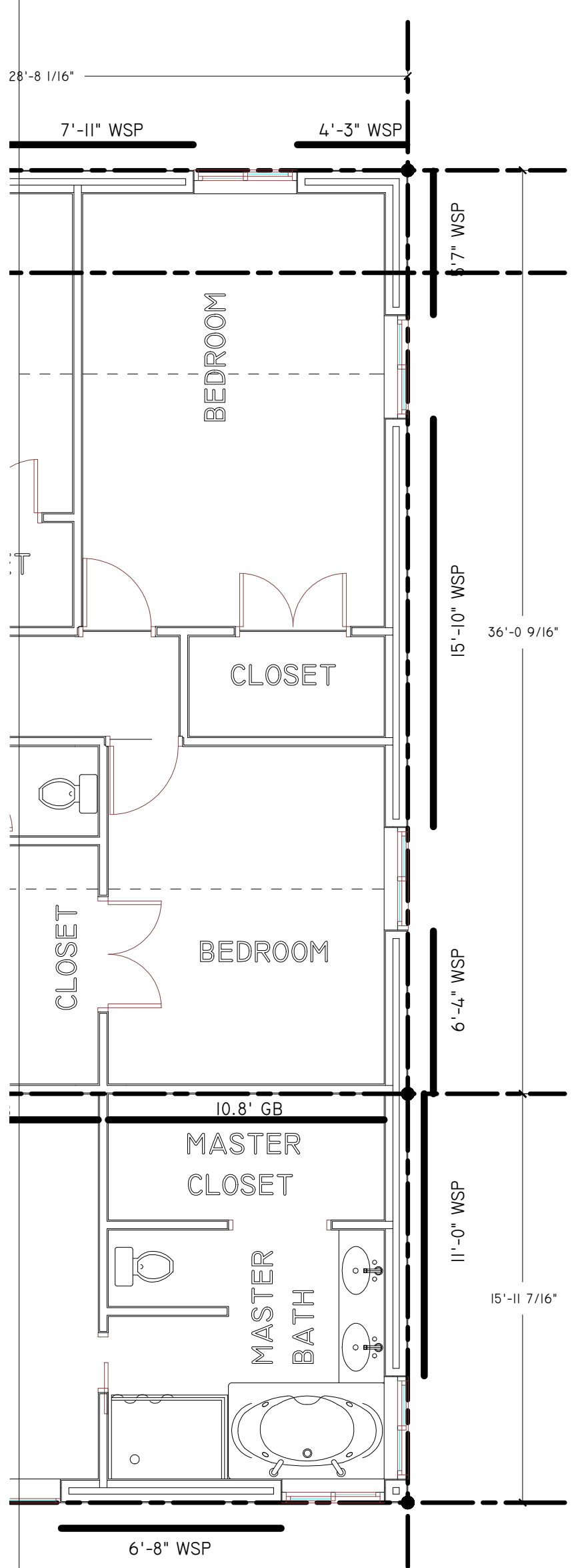
MINIMUM REQUIRED BRACING LENGTH ON EACH LONG SIDE				MINIMUM REQUIRED BRACING LENGTH ON EACH SHORT SIDE							
LENGTH OF SHORT SIDE (F)				LENGTH OF SHORT SIDE (F)							
10	20	30	40	50	60	10	20	30	40	50	60
2.6	4.6	6.5	7.8	9.8	11.7	2.6	4.6	6.5	7.8	9.8	11.7

INTERPOLATED VALUES (NO ADJUSTMENTS)		INTERPOLATED VALUES (8' WALL EXPOSURE C ADJUSTMENTS)		INTERPOLATED VALUES (8' WALL EXPOSURE C ADJUSTMENTS)	
WALL LENGTH	OPPOSITE WALL BRACING LENGTH	WALL LENGTH	OPPOSITE WALL BRACING LENGTH	WALL LENGTH	OPPOSITE WALL BRACING LENGTH
16'	3.8'	16'	4.104'	16'	4.332'
24'	5.36'	24'	5.7888'	24'	6.1104'
31'	6.63'	31'	7.1604'	31'	7.5582'
32'	6.76'	32'	7.3008'	32'	7.7064'
36'	7.28'	36'	7.8624'	36'	8.2992'
41'	8'	41'	8.64'	41'	9.12'

RECTANGLE -SIDE	OPPOSITE WALL LENGTH	WALL HEIGHT	REQUIRED BRACING LENGTH (CS-WSP)	ACTUAL EQUIVALENT BRACING LENGTH (CS-WSP)
A-1	36'	9'	8.30'	19.83'
A-2	24'	9'	6.11'	6.25'
A-3	36'	9'	8.30'	7.51'
A-4	24'	9'	6.11'	7.5'
B-1	36'	8'	7.86'	17.17'
B-2	41'	8'	8.64'	9.83'
B-3	36'	8'	7.86'	8.41'
B-4	41'	8'	8.64'	6.25'
C-1	36'	8'	7.86'	20.42'
C-2	31'	8'	7.16'	27.75'
C-3	36'	8'	7.86'	8.88'
C-4	31'	8'	7.16'	8.42'
D-1	16'	9'	4.33'	4.33'
D-2	32'	9'	7.30'	16'
D-3	16'	9'	4.10'	20.08'
D-4	32'	9'	7.30'	16'
E-1	16'	8'	4.10'	4.5'
E-2	32'	8'	7.30'	11'
E-3	16'	8'	4.10'	11.17'
E-4	32'	8'	7.30'	16'



502.10



THIS DRAFT NOT TO SCALE

BWL# 5  
BRACED WALL PLAN  
1/4" = 1'-0"

BRACED WALL PLAN  
1/4" = 1'-0"

General Notes

No.	Revision/Issue	Date

BRACED WALL LINE PLAN

Project Name and Address

Drawn By ADAM GOLDENSTEIN	Sheet BWL
Date 9/14/17	
Scale 1/4"=1'-0"	