














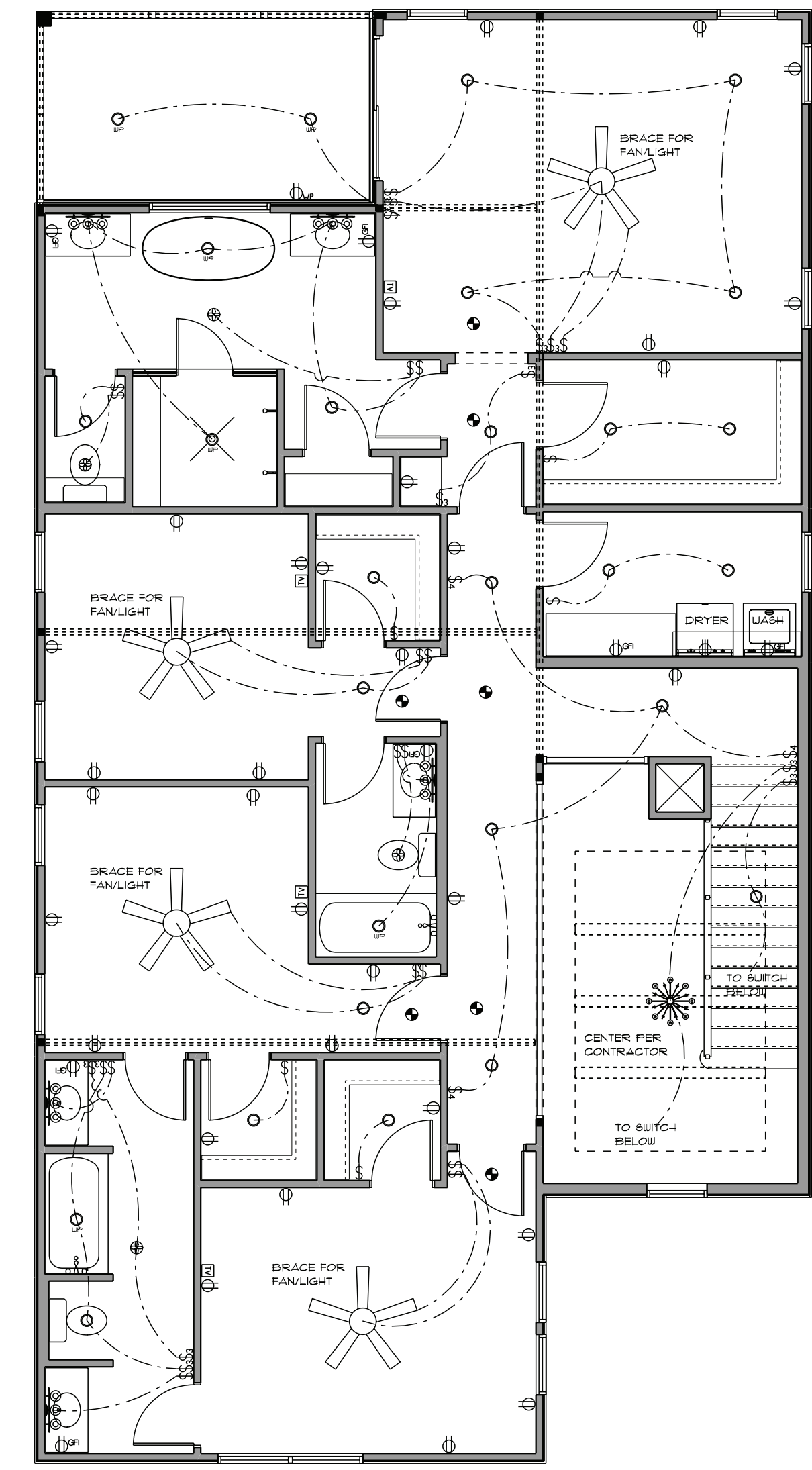


OPENING ID	TYPE	PRODUCT CODE	SIZE	COUNT
3	WINDOW	30X48 CASEMENT 1	2'-6" x 4'-0"	6
4	WINDOW	30X72 CASEMENT 1	2'-6" x 6'-0"	1
5	WINDOW	30X60 CASEMENT 1	2'-6" x 5'-0"	5
10	WINDOW	60X48 CASEMENT 1	5'-0" x 4'-0"	1
13	WINDOW	12X36 CASEMENT 2	6'-0" x 8'-0"	1
A	DOOR	32X80 1	2'-8" x 6'-8"	8
O	SLIDING DOOR	12X80 SLIDING GLASS 2	6'-0" x 6'-8"	1
F	DOOR	28X80 GLASS	2'-4" x 6'-8"	1
W	DOOR	30X80 1	2'-6" x 6'-8"	7

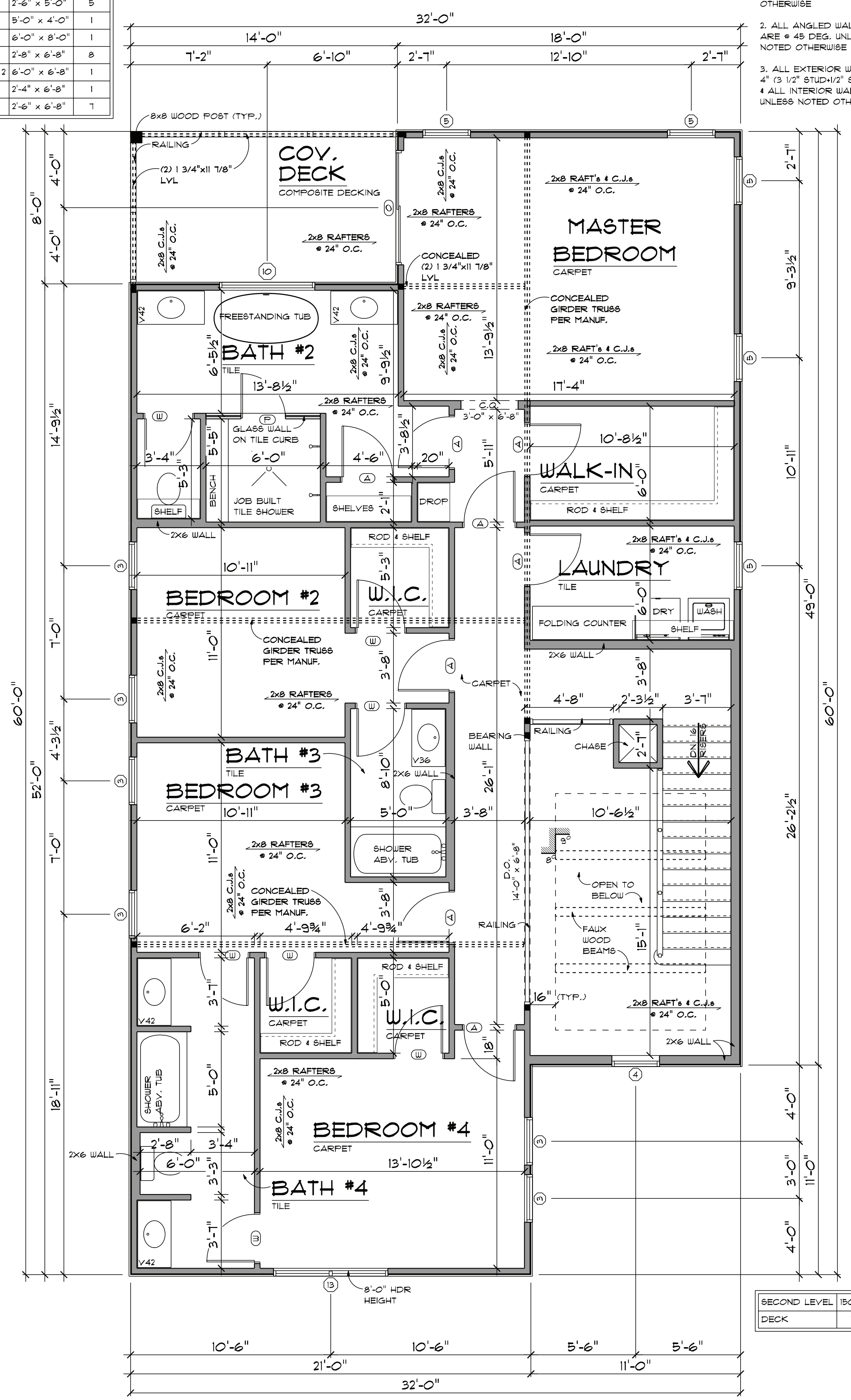
GENERAL NOTES:

- ALL SECOND LEVEL WALLS ARE 8'-1 1/8" HIGH UNLESS NOTED OTHERWISE
- ALL ANGLED WALLS ARE 45 DEG. UNLESS NOTED OTHERWISE
- ALL EXTERIOR WALLS ARE 4" (3 1/2" STUD) 1/2" SHEATHING
- ALL INTERIOR WALLS ARE 3 1/2" UNLESS NOTED OTHERWISE

ELECTRICAL	COUNT	SYMBOL
ceiling fan 5 blade 04	4	
can light waterproof 6 inch	6	
can light 6 inch	22	
outlet 220v	1	
fan	4	
outlet gfci	1	
left mounted 03 3 lights	9	
ceiling classic	1	
switch	21	
switch 3 way	12	
switch 4 way	3	
outlet	32	
ceiling tv outlet	4	
outlet up	1	
smoke detector	1	



SECOND LEVEL ELECTRICAL PLAN
SCALE: 3/16" = 1'-0"



SECOND LEVEL FLOOR PLAN
SCALE: 1/4" = 1'-0"

SECOND LEVEL	1502 sq ft
DECK	112 sq ft

The purchaser of these plans is given the limited license to reproduce these plans for construction purposes only and further distribution is illegal. Do not scale prints - see dimensions.